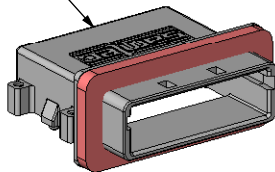
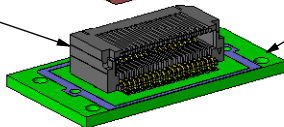


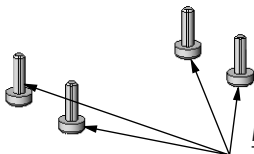
ERC-XXX-01-XX  
CAGE



ERI8-XXX-X-D-RA-XX  
CONNECTOR



CUSTOMER PCB  
SEE DRAWING: ERI8-XXX-X-D-RA-FOOTPRINT  
FOR RECOMMENDED PCB FOOTPRINT



M1.6 - 0.35 FASTENER (4 PLCS)  
TIGHTEN TO 1.9 - 2.1 IN/LBS  
(NOT INCLUDED)

CABLE ASSEMBLY PART NUMBER	TABLE 1 MATING INTERFACE	
	CAGE PART NUMBER	CONNECTOR PART NUMBER
EPLSP-019-XXXX	ERC-019-01-XX	ERI8-019-X-D-RA-XX
EPLSP-031-XXXX	ERC-031-01-XX	ERI8-031-X-D-RA-XX

**PROPRIETARY NOTE**  
THIS DOCUMENT CONTAINS INFORMATION  
CONFIDENTIAL AND PROPRIETARY TO  
SAMTEC, INC. AND SHALL NOT BE REPRODUCED  
OR TRANSFERRED TO OTHER DOCUMENTS OR  
DISCLOSED TO OTHERS OR USED FOR ANY  
PURPOSE OTHER THAN THAT WHICH IT WAS  
OBTAINED WITHOUT THE EXPRESSED WRITTEN  
CONSENT OF SAMTEC, INC.

DO NOT SCALE DRAWING

SHEET SCALE: 1:1



520 PARK EAST BLVD, NEW ALBANY, IN 47150  
PHONE: 812-944-6733 FAX: 812-948-5047  
e-Mail: info@SAMTEC.com code: 55322

DESCRIPTION:  
EPLSP APPLICATION

DWG. NO.  
EPLSP APPLICATION

BY: J. BORGELT 10/13/08 SHEET 1 OF 1